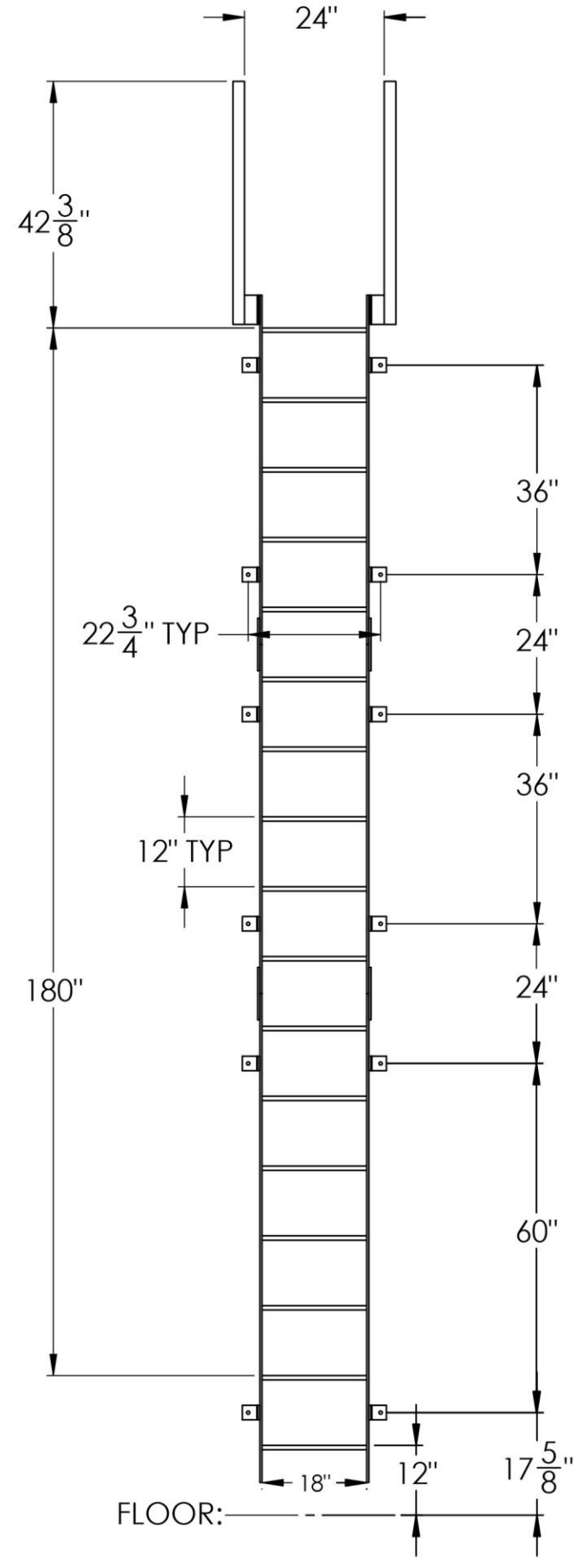
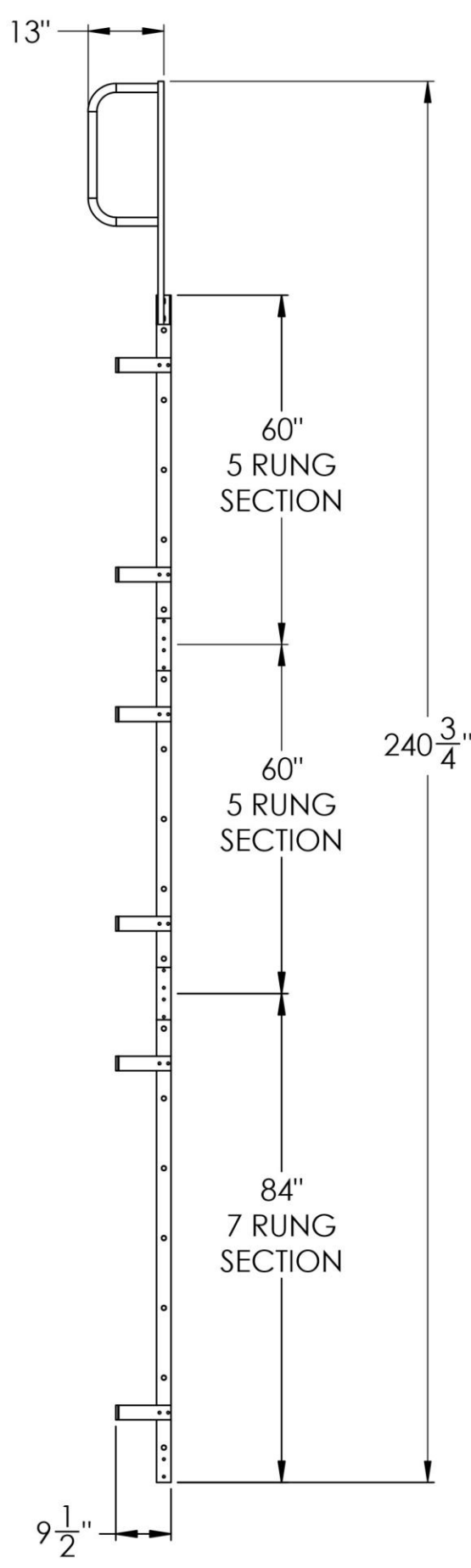
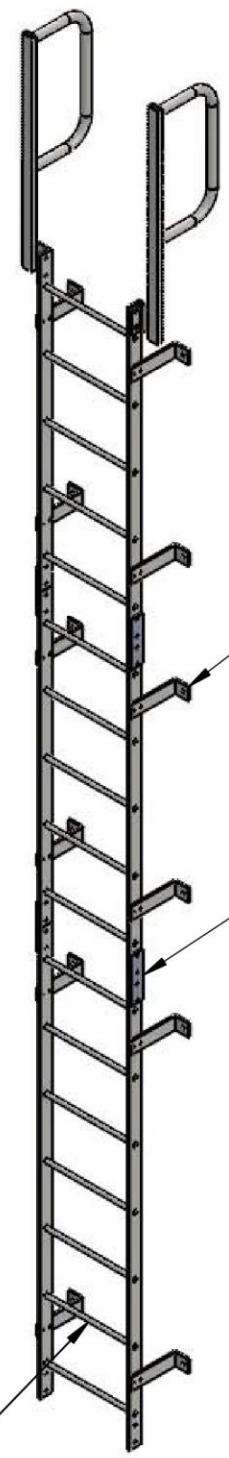


8 7 6 5 4 3 2 1

D
C
B
A



- WLFS0217-Y:
- 2 5-RUNG LADDER SECTIONS
 - 1 7-RUNG LADDER SECTION
 - 1 WALK-THRU ASSEMBLY



STAND-OFF BRACKET WITH 9/16" HOLE MOUNTS TO WALL

CONNECTOR BRACKET WITH 7/16" HOLE CONNECTS LADDER SEGMENTS

3/4" REBAR RUNG

350 LB CAPACITY

APPROVAL SIGNATURE:			TITLE: WLFS0217-Y		
DATE:			SIZE B		
PROPRIETARY AND CONFIDENTIAL THE INFORMATION CONTAINED IN THIS DRAWING IS THE SOLE PROPERTY OF THE MANUFACTURER. ANY REPRODUCTION IN PART OR AS A WHOLE WITHOUT THE WRITTEN PERMISSION OF THE MANUFACTURER IS PROHIBITED.			LEAD TIME TBD MATERIAL STEEL FINISH YELLOW DO NOT SCALE DRAWING		DWG. NO. WLFS0217-Y REV 00
DRAWN	KSR	6/9/22	SCALE: 1:26	WEIGHT: 210	SHEET 1 OF 1

8 7 6 5 4 3 2 1